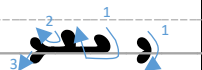
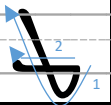
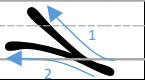
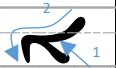


Practice Sheet 1.2. – Syriac Alphabet Practice Sheet (Estrangela)

(Last Updated: February 22, 2021)

Write out the letters of the alphabet using the indicated order to create each letter. Note that several letters include the forms they take when independent, attached to the left, and attached to the right.

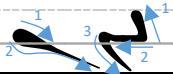







Syriac Alphabet



Practice Sheet 1.2. – Syriac Alphabet Practice Sheet (Estrangela)

(Last Updated: February 22, 2021)

Practice sheet for the Syriac Alphabet (Estrangela) featuring ten rows of handwriting lines. Each row contains a Syriac character with numbered arrows indicating stroke order:

- Row 1: 
- Row 2: 
- Row 3: 
- Row 4: 
- Row 5: 
- Row 6: 
- Row 7: 
- Row 8: 
- Row 9: 